

# PENNSYLVANIA COMMON PLEAS CIVIL CASELOAD STATISTICS - EXCLUDING PHILADELPHIA\*

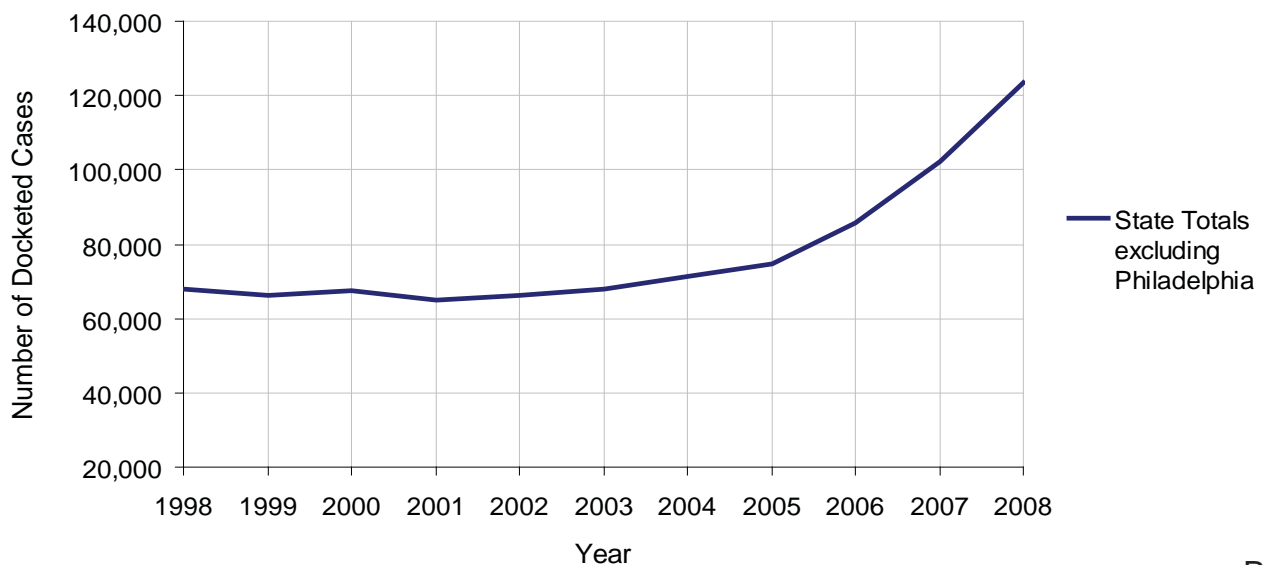
2008 State Population Estimate: 12,432,792  
Total of Common Pleas Court Judgeships: 439

2008 Civil	Civil Action		
Docketed Cases	123,405		
Arbitrated Cases	8,687		
<b>Trial-Ready Cases:</b>	<b>Civil Action</b>	<b>Other</b>	<b>Total</b>
Cases Pending 1/1/08	9,776	5,537	15,313
Became Trial Ready in '08	14,783	11,205	25,988
Restored to Trial List	997	371	1,368
Appeals from Arbitration	1,578	379	1,957
<b>Cases Available for Trial</b>	<b>27,134</b>	<b>17,492</b>	<b>44,626</b>
<b>Disposed By:</b>			
Settlement	12,164	8,789	20,953
Non-Jury Trial	798	257	1,055
Jury Trial	737	11	748
Stricken from Trial List	1,311	426	1,737
Other	1,949	2,025	3,974
<b>Cases Disposed</b>	<b>16,959</b>	<b>11,508</b>	<b>28,467</b>
<b>Cases Pending 12/31/08</b>	<b>10,175</b>	<b>5,984</b>	<b>16,159</b>

Age of Trial-Ready Cases as of 12/31/08 (Civil Action Only)		
0-6 months	3,568	35%
7-12 months	1,872	18%
13-18 months	948	9%
19-24 months	565	6%
25-30 months	315	3%
31-36 months	322	3%
Over 36 months	2,585	25%
<b>Total</b>	<b>10,175</b>	<b>100%</b>

\* For Delaware County: Cases Pending at the Beginning and End of the Year include cases pending from first filing. Cases are aged from first filing.

Docketed Cases, 1998-2008

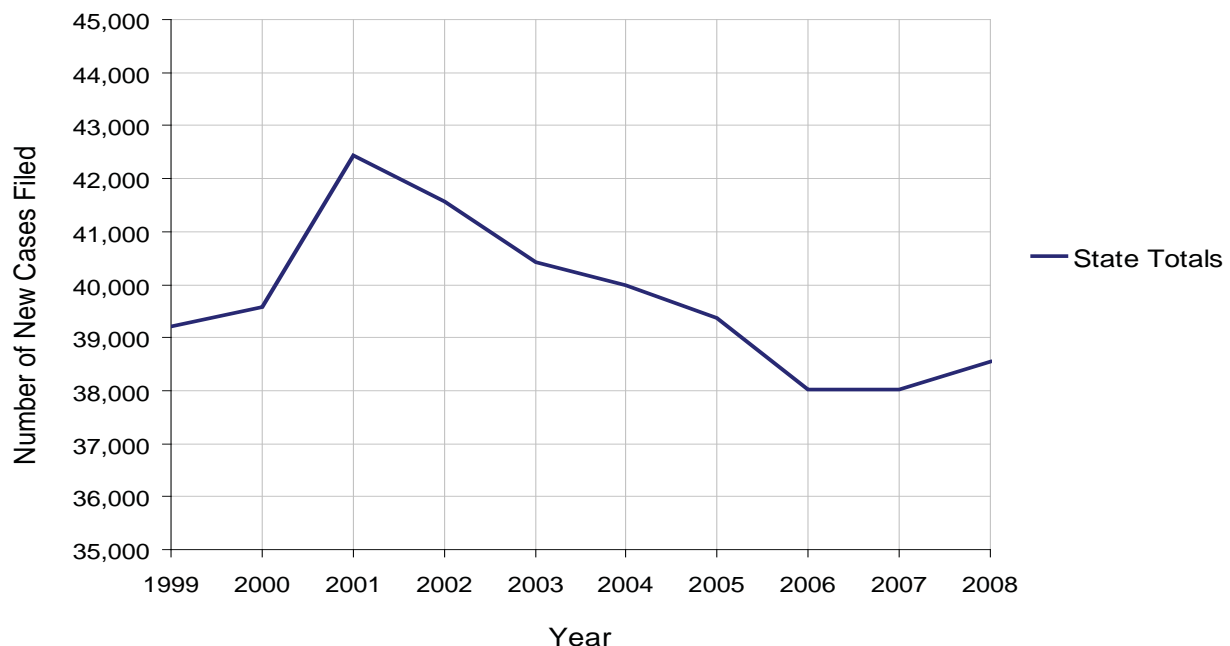


# PENNSYLVANIA COMMON PLEAS CASELOAD STATISTICS

2008 State Population Estimate: 12,432,792  
 Total of Common Pleas Court Judgeships: 439

<b>2008 Protection From Abuse</b>	No. of Petitions	%
Cases Pending 1/1/08	4,548	
New Cases Filed in '08	38,544	
<b>Cases Available for Processing</b>	<b>43,092</b>	
Processed By:		
Final Order After Hearing	6,853	18.3%
Final Order by Stipulation or Agreement	12,989	34.7%
Dismissal	7,589	20.3%
Withdrawal	9,565	25.6%
Other	409	1.1%
<b>Cases Processed</b>	<b>37,405</b>	<b>100.0%</b>
<b>Cases Pending 12/31/08</b>	<b>5,687</b>	

PFA New Cases Filed, 1999-2008



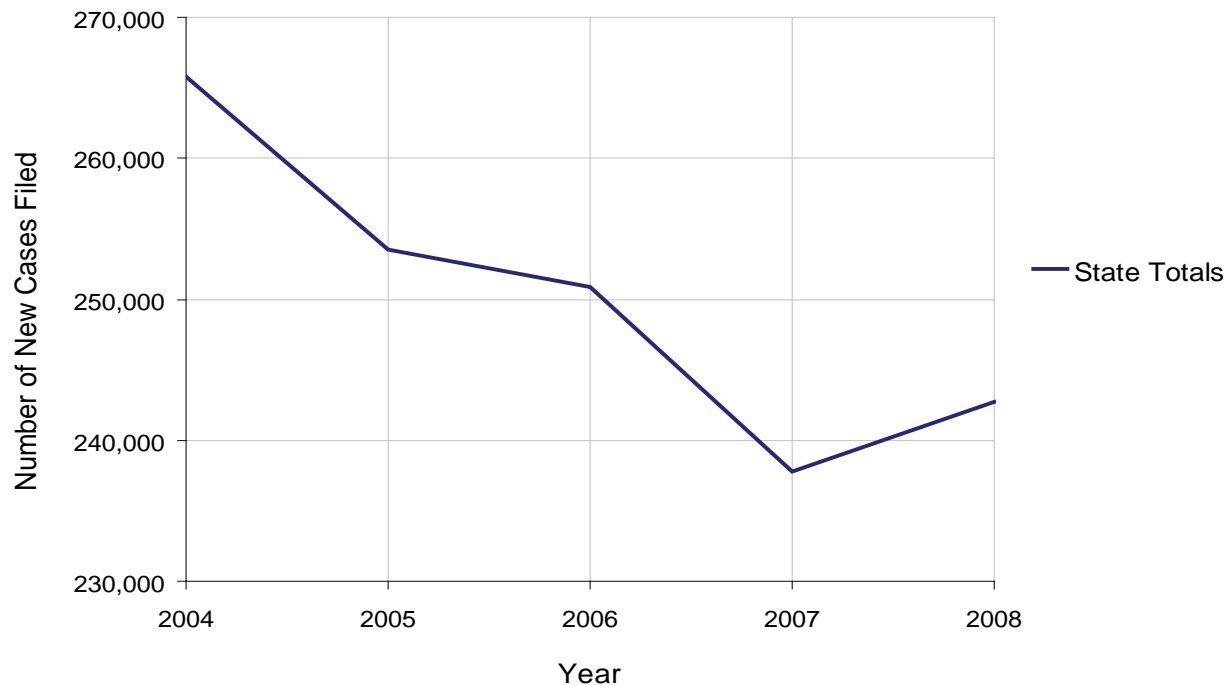
Note: 2003 data do not include Monroe County since the county's data are not available.

# PENNSYLVANIA COMMON PLEAS CASELOAD STATISTICS

2008 State Population Estimate: 12,432,792  
 Total of Common Pleas Court Judgeships: 439

<b>2008 Spousal &amp; Child Support</b>	No. of Petitions	%
Cases Pending 1/1/08	78,267	
New Cases Filed in '08	242,720	
Dockets Transferred In (+)	2,441	
Dockets Transferred Out (-)	3,055	
<b>Cases Available for Processing</b>	<b>320,373</b>	
Processed By:		
Judge	7,874	3.2%
Intake Officer	219,217	87.7%
Hearing Officer	22,681	9.1%
Other	65	0.0%
<b>Cases Processed</b>	<b>249,837</b>	<b>100.0%</b>
<b>Cases Pending 12/31/08</b>	<b>70,536</b>	

Spousal & Child Support New Cases Filed, 2004-2008

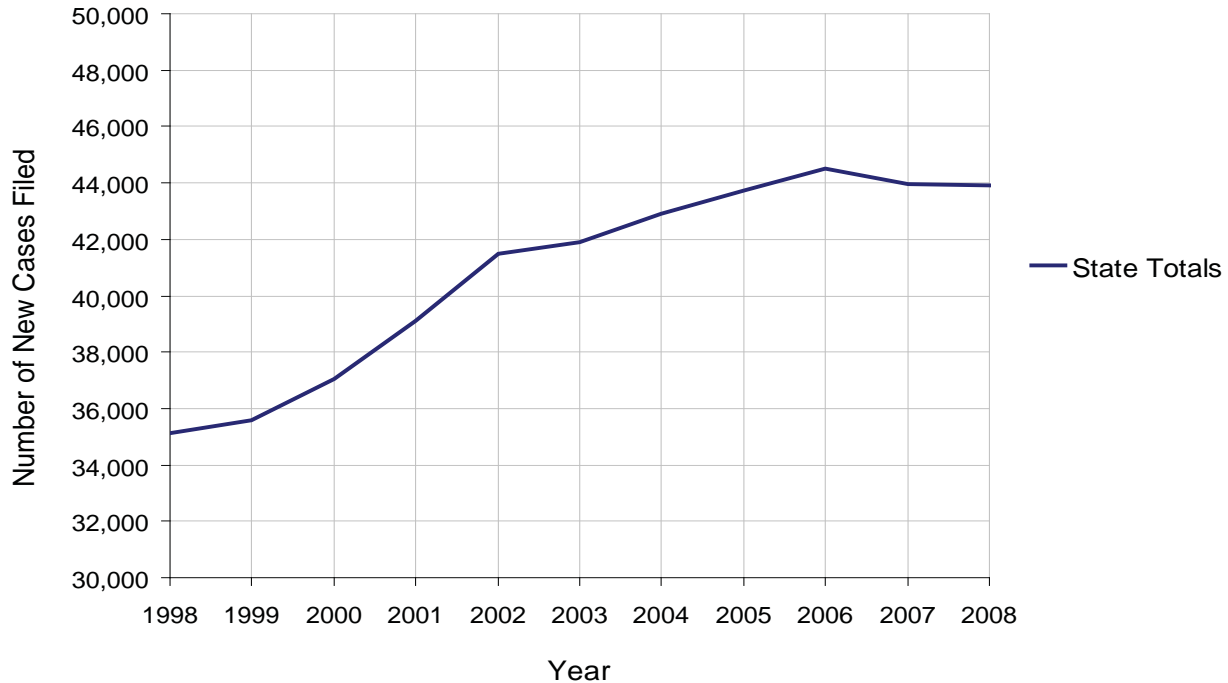


# PENNSYLVANIA COMMON PLEAS CASELOAD STATISTICS

2008 State Population Estimate: 12,432,792  
 Total of Common Pleas Court Judgeships: 439

<b>2008 Custody/Partial Custody/Visitation</b>	No. of Petitions	%
Cases Pending 1/1/08	19,864	
New Cases Filed in '08	43,922	
<b>Cases Available for Processing</b>	<b>63,786</b>	
Processed By:		
Judge	15,787	34.4%
Non-Judicial Officer	25,013	54.5%
Other	5,118	11.1%
<b>Cases Processed</b>	<b>45,918</b>	<b>100.0%</b>
<b>Cases Pending 12/31/08</b>	<b>17,868</b>	

Custody/Partial Custody/Visitation New Cases Filed  
 1998-2008



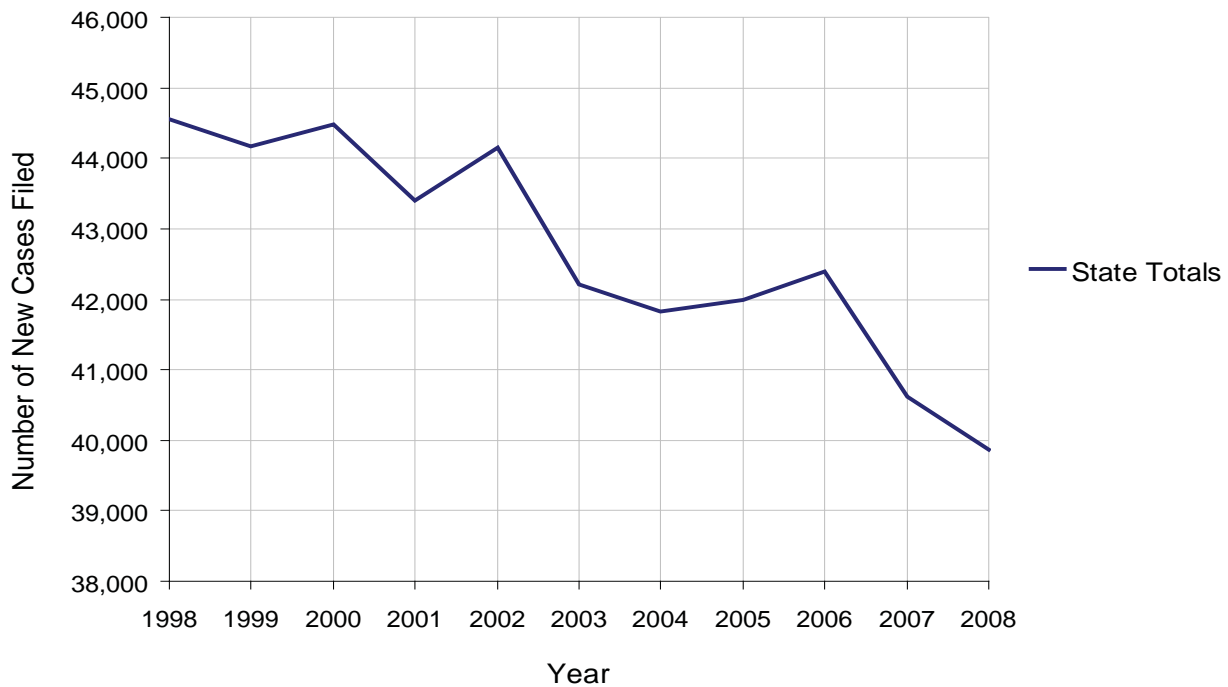
Note: 2005 data do not include Clearfield County since the county's data are not available.

# PENNSYLVANIA COMMON PLEAS CASELOAD STATISTICS

2008 State Population Estimate: 12,432,792  
 Total of Common Pleas Court Judgeships: 439

<b>2008 Divorce</b>	No. of Petitions	%
Cases Pending 1/1/08	74,155	
New Cases Filed in '08	39,875	
<b>Cases Available for Processing</b>	<b>114,030</b>	
Processed By:		
Contested Before a Judge	3,027	7.4%
Contested Before a Master	2,310	5.6%
Uncontested	30,206	73.4%
Other	5,607	13.6%
<b>Cases Processed</b>	<b>41,150</b>	<b>100.0%</b>
<b>Cases Pending 12/31/08</b>	<b>72,880</b>	

Divorce New Cases Filed, 1998-2008

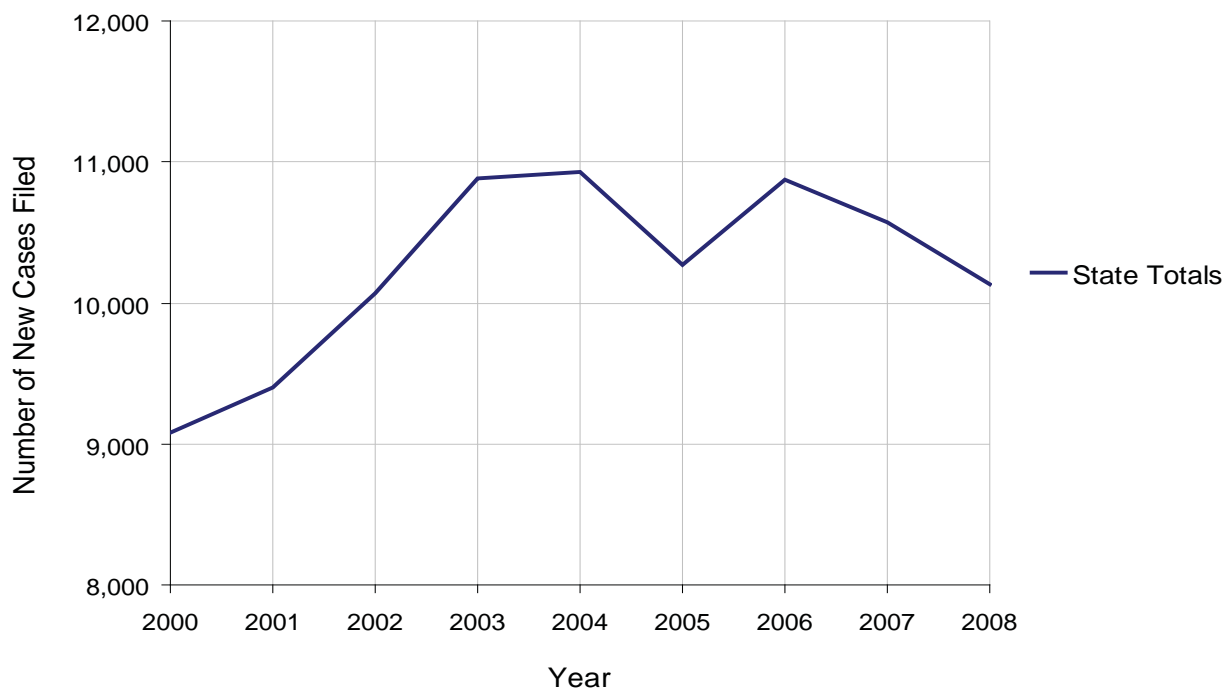


# PENNSYLVANIA COMMON PLEAS CASELOAD STATISTICS

2008 State Population Estimate: 12,432,792  
 Total of Common Pleas Court Judgeships: 439

<b>2008 Juvenile Dependency Abuse/Neglect</b>	No. of Petitions	%
Cases Pending 1/1/08	3,065	
New Cases Filed in '08	10,136	
<b>Cases Available for Processing</b>	<b>13,201</b>	
Processed By:		
Judge	7,154	70.6%
Non-Judicial Officer	2,137	21.1%
Other	841	8.3%
<b>Cases Processed</b>	<b>10,132</b>	<b>100.0%</b>
<b>Cases Pending 12/31/08</b>	<b>3,069</b>	

Abuse/Neglect New Cases Filed, 2000-2008

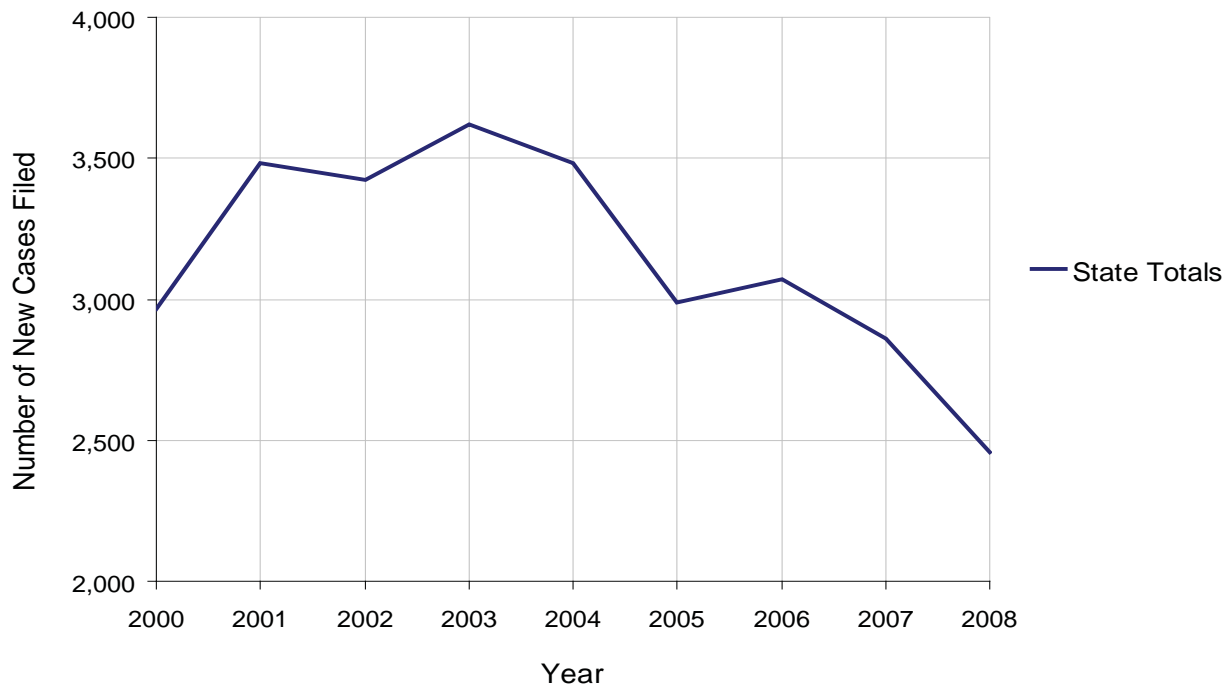


# PENNSYLVANIA COMMON PLEAS CASELOAD STATISTICS

2008 State Population Estimate: 12,432,792  
 Total of Common Pleas Court Judgeships: 439

<b>2008 Juvenile Dependency Status Offenses</b>	No. of Petitions	%
Cases Pending 1/1/08	2,716	
New Cases Filed in '08	2,458	
<b>Cases Available for Processing</b>	<b>5,174</b>	
Processed By:		
Judge	1,252	28.5%
Non-Judicial Officer	922	21.0%
Other	2,220	50.5%
<b>Cases Processed</b>	<b>4,394</b>	<b>100.0%</b>
<b>Cases Pending 12/31/08</b>	<b>780</b>	

Status Offenses New Cases Filed, 2000-2008

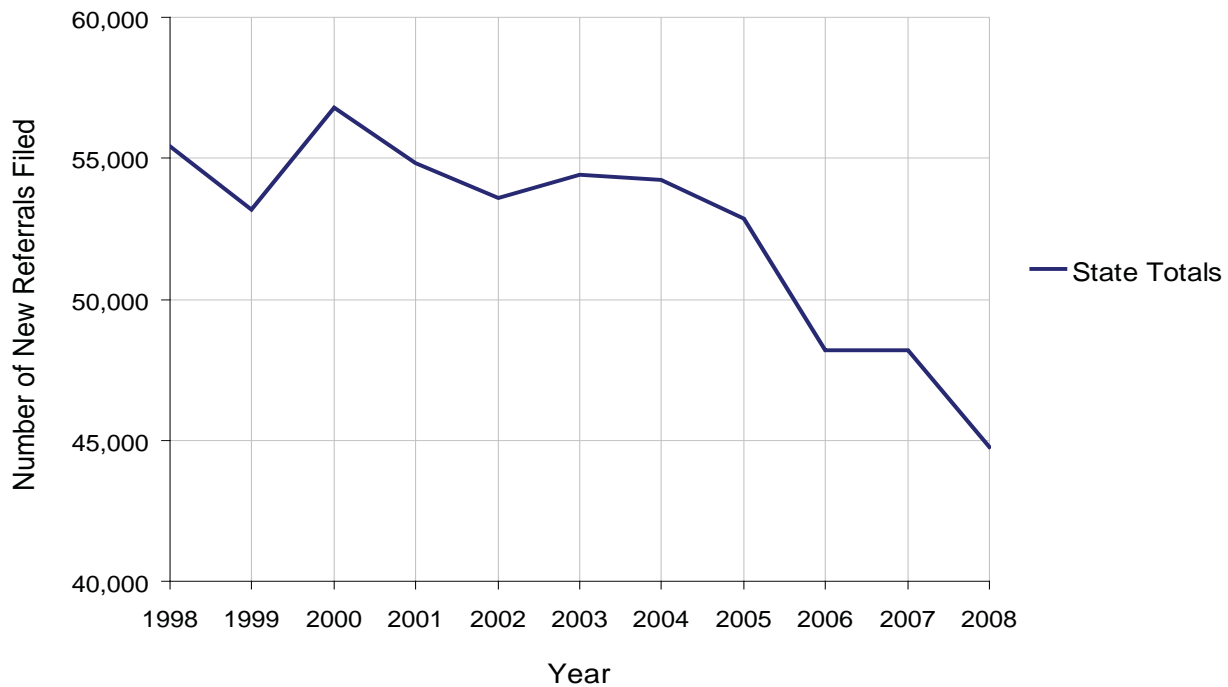


# PENNSYLVANIA COMMON PLEAS CASELOAD STATISTICS

2008 State Population Estimate: 12,432,792  
 Total of Common Pleas Court Judgeships: 439

<b>2008 Juvenile Delinquency</b>	No. of Referrals	%
Cases Pending 1/1/08	35,537	
New Referrals in '08	44,769	
<b>Cases Available for Processing</b>	<b>80,306</b>	
Processed By:		
Judge	23,228	35.6%
Non-Judicial Officer	18,395	28.2%
Other	23,690	36.3%
<b>Cases Processed</b>	<b>65,313</b>	<b>100.0%</b>
<b>Cases Pending 12/31/08</b>	<b>14,993</b>	

Juvenile Delinquency New Referrals, 1998-2008

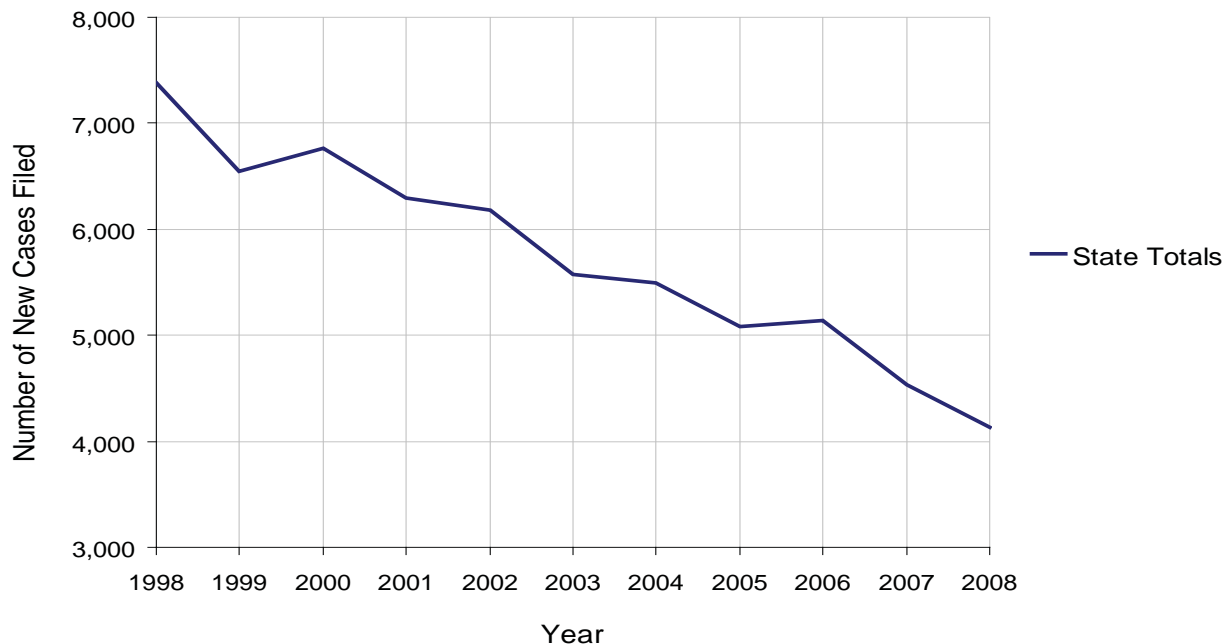


# PENNSYLVANIA COMMON PLEAS CASELOAD STATISTICS

2008 State Population Estimate: 12,432,792  
 Total of Common Pleas Court Judgeships: 439

<b>2008 Accounts</b>	No. of Accounts	%
Cases Pending 1/1/08	1,512	
New Cases Filed in '08	4,136	
<b>Cases Available for Processing</b>	<b>5,648</b>	
Processed By:		
Contested before a Judge	258	6.5%
Contested before a Non-Judicial Officer	5	0.1%
Uncontested	3,593	90.9%
Other	95	2.4%
<b>Cases Processed</b>	<b>3,951</b>	<b>100.0%</b>
<b>Cases Pending 12/31/08</b>	<b>1,697</b>	

Accounts New Cases Filed, 1998-2008



# PENNSYLVANIA COMMON PLEAS CASELOAD STATISTICS

2008 State Population Estimate: 12,432,792

Total of Common Pleas Court Judgeships: 439

<b>2008 Adoptions</b>		No. of Cases	%
Cases Pending 1/1/08		3,222	
New Cases Filed in '08		4,727	
<b>Cases Available for Processing</b>		<b>7,949</b>	
Processed By:			
Contested before a Judge	Granted	347	5.2%
	Denied	10	0.2%
Uncontested	Granted	4,038	60.8%
	Denied	13	0.2%
Other		2,237	33.7%
<b>Cases Processed</b>		<b>6,645</b>	<b>100.0%</b>
<b>Cases Pending 12/31/08</b>		<b>1,304</b>	

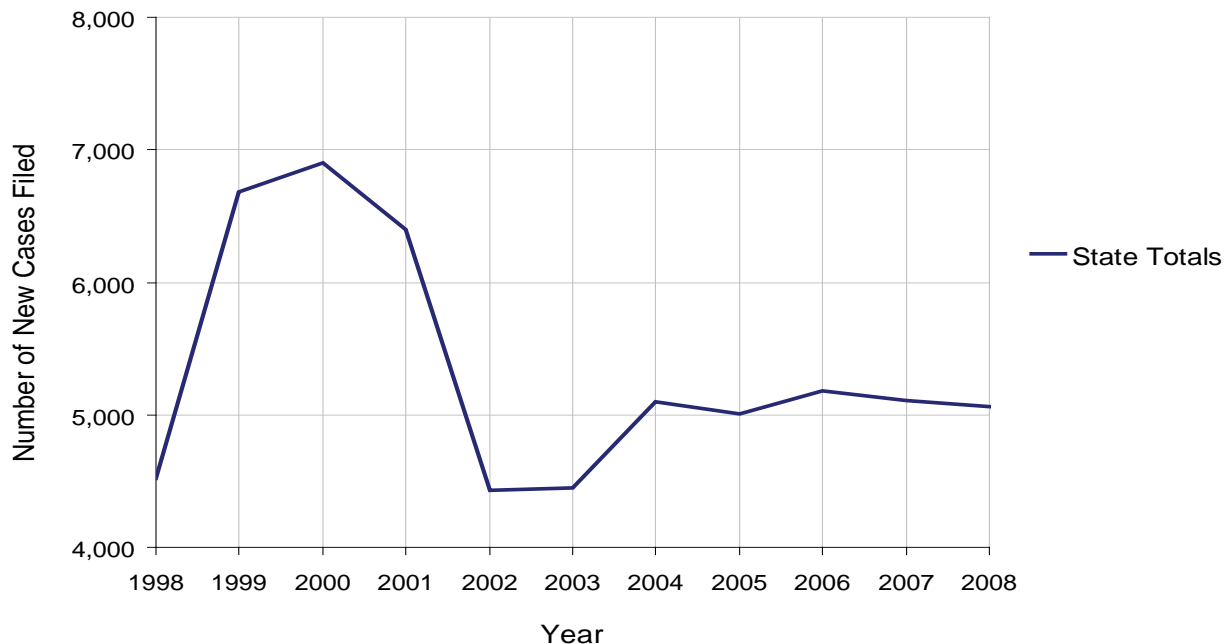
Note: Prior to 2008, each petition was counted as one new case, regardless of the number of children listed on the petition. Starting in 2008, each child listed on a petition is counted as a separate case. Therefore, statistics for 2008 should not be compared with those for previous years.

# PENNSYLVANIA COMMON PLEAS CASELOAD STATISTICS

2008 State Population Estimate: 12,432,792  
 Total of Common Pleas Court Judgeships: 439

<b>2008 Relinquishments/Terminations</b>	No. of Petitions	%
Cases Pending 1/1/08	4,940	
New Cases Filed in '08	5,060	
<b>Cases Available for Processing</b>	<b>10,000</b>	
Processed By:		
Contested before a Judge	1,252	16.7%
Uncontested	3,338	44.5%
Other	2,911	38.8%
<b>Cases Processed</b>	<b>7,501</b>	<b>100.0%</b>
<b>Cases Pending 12/31/08</b>	<b>2,499</b>	

Relinquishments/Terminations New Cases Filed, 1998-2008

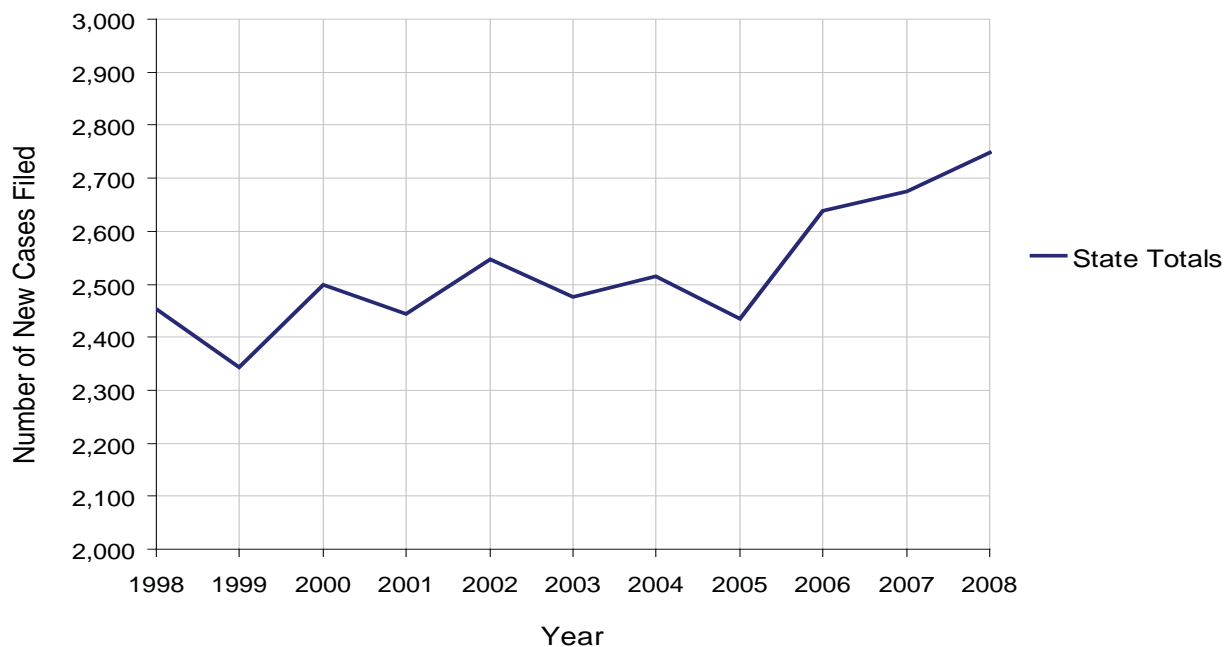


# PENNSYLVANIA COMMON PLEAS CASELOAD STATISTICS

2008 State Population Estimate: 12,432,792  
 Total of Common Pleas Court Judgeships: 439

<b>2008 Appointment of Guardians</b>	No. of Petitions	%
Cases Pending 1/1/08	1,009	
New Cases Filed in '08	2,748	
<b>Cases Available for Processing</b>	<b>3,757</b>	
Processed By:		
Contested before a Judge	460	17.1%
Uncontested	1,855	69.1%
Other	368	13.7%
<b>Cases Processed</b>	<b>2,683</b>	<b>100.0%</b>
<b>Cases Pending 12/31/08</b>	<b>1,074</b>	

Appointment of Guardians New Cases Filed, 1998-2008



# PENNSYLVANIA COMMON PLEAS CASELOAD STATISTICS

2008 State Population Estimate: 12,432,792  
 Total of Common Pleas Court Judgeships: 439

2008 Jury Activity & Performance Measures		
A. Juror Days	291,075	
B. Number Sent to Voir Dire	237,574	
Voir Dire Attendance Rate $(B/A * 100)$		81.6%
C. Number of Voir Dires Started	6,452	
Juror Days Per Voir Dire Starts $(A/C)$		45
D. Number of Jurors Selected	63,715	
Juror Selection Rate $(D/B * 100)$		26.8%
E. Number of Jury Trials Started	4,349	
Juror Days Per Trial Starts $(A/E)$		67
Number of Voir Dires Not Resulting in Trial $(C-E)$		2,103
Percent Voir Dires Not Resulting in Trial $(C-E)/C * 100$		32.6%
F. Pool Days	2,443	
G. Zero Panel Days	434	
Percent Zero Panel Days $(G/F * 100)$		17.8%
H. Total Juror Fees Incurred	\$5,635,877	
Average Juror Fees Per Trial $(H/E)$		\$1,296

Average Juror Fees Per Trial, 1998-2008

